

Guided Tour

Your guide to getting started
with Britannica School



Who are we?



For 250 years, Britannica has collaborated with experts, scholars, educators, designers and specialists as well as our global team of editors who rigorously review all content to produce digital learning products that we believe are critical to providing a reliable, useful and enjoyable learning experience.

We work closely with schools, parents and educators, designing products for the modern-day classroom and home learning environments. Our resources can be accessed online from any device, meaning that we're able to provide support wherever students need it.

Our passion is – and always has been – bringing high quality, reliable and accessible learning resources to people all over the world.

Britannica School


Select learning for any level.



Foundation



Intermediate



Advanced

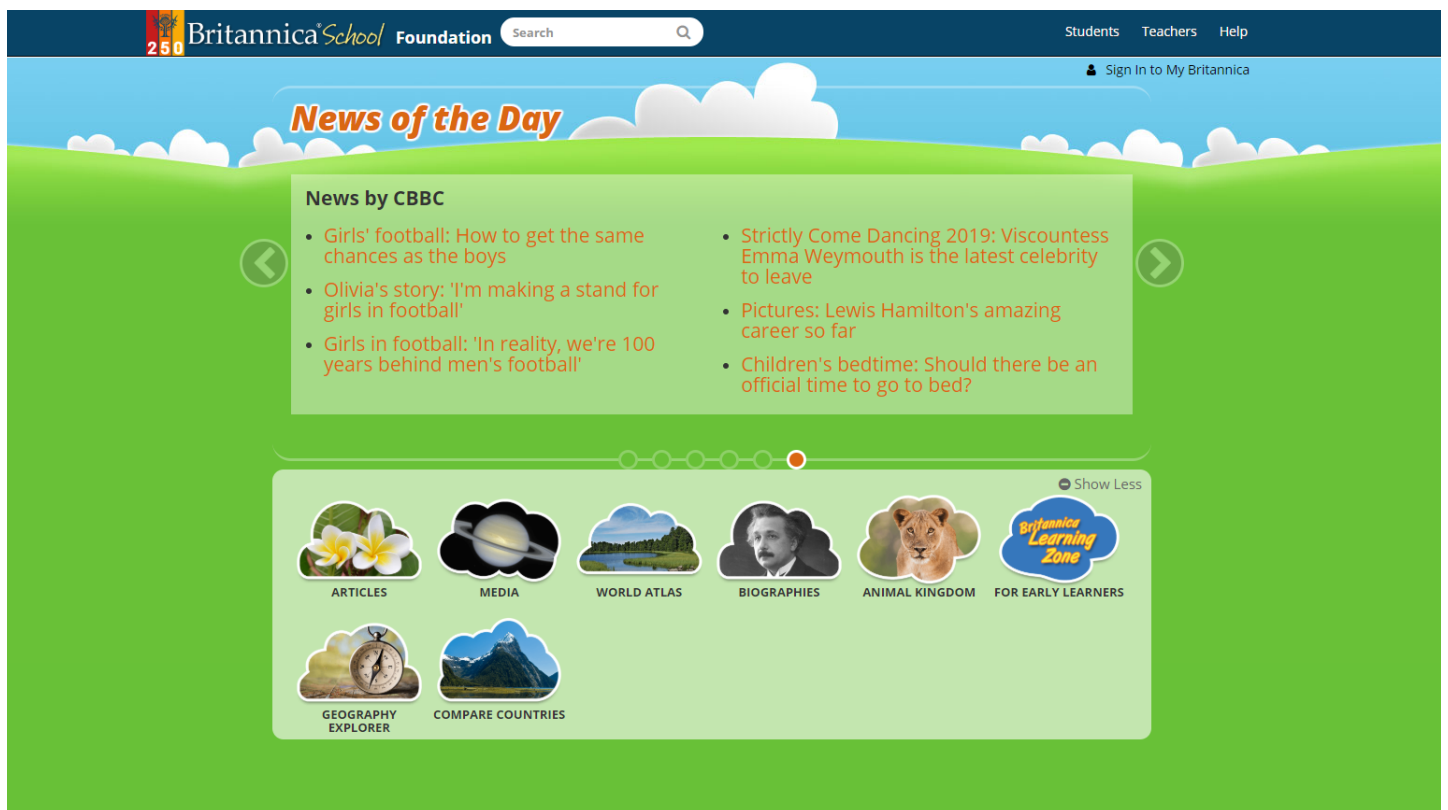


Our highly reputable editorial team expertly create content at three levels to support pupils at every stage of their education.

Clicking on each of these levels will take you directly to the respective homepage.

Foundation Level

Built and designed with younger learners in mind, the engaging and eye-catching colours and images help to grasp and keep their attention. Regularly updated content makes the homepage the perfect place to find unique lesson hooks and discussion points.



Features Shortcuts

Allow pupils the freedom to explore Britannica independently! Use the World Atlas to go on a virtual tour around the world, explore the Animal Kingdom or just enjoy some educational fun and games in the Early Learning Zone.

Global Awareness

We believe it is crucial for pupils to gain an understanding of the world in which they live, not only through the content that we provide but also through engagement with current affairs around the world. From the homepage, pupils have access to the CBBC news headlines to ensure that they are well informed.

Intermediate Level

Content and design is adapted to cater to a more mature learner, however, resources can be used in a similar way - to inspire curiosity, engage in discussion and encourage independent learning. Additional features on the Intermediate homepage include the Daily Buzzword, a tool designed to develop pupils' vocabulary, and news headlines powered now by the BBC.

The screenshot shows the Britannica School Intermediate homepage. At the top, there is a navigation bar with the logo, a search bar, and links for Students, Teachers, and Help. Below the navigation bar, there is a main content area. On the left, there is a 'Daily Buzzword' section for the word 'agile', which includes its definition, pronunciation, and usage examples. Below this is a 'Can You Guess?' section with three image-based questions. On the right, there is a 'Explore Britannica' sidebar with a list of navigation options: ARTICLES, IMAGES AND VIDEOS, BIOGRAPHIES, WORLD ATLAS, COMPARE COUNTRIES, TOUR EUROPE, MY CONTENT, and LESSON PLAN BROWSE. At the bottom, there are two more sections: 'Compare Countries' and 'Explore Biographies'. Two large blue arrows are overlaid on the page: one points from the 'Can You Guess?' section to the 'Explore Britannica' sidebar, and the other points from the 'Explore Britannica' sidebar to the 'Explore Biographies' section.

Compare Countries

The Compare Countries feature is powered by the World Bank meaning that these statistics are constantly updated and reliable. Use this feature to support global awareness and understanding of other countries around the world using unbiased, factual information.

Primary Sources

Crucial to any successful research project is evidence of using both primary and secondary sources. Here, pupils have direct access to letters, speeches and other primary source material to broaden their research further.

Advanced Level

Content at the Advanced level is designed to be of relevance to pupils in Key Stage 4 and Further Education. Features such as Flash Facts and In Their Words are designed to develop critical thinking and mature debates. With live news feeds from the BBC and The New York Times, pupils are inspired to consider global perspectives.

The screenshot shows the Britannica School Advanced interface. At the top, there is a search bar and navigation links for Students, Teachers, and Help. Below the search bar, there is a quote by H.L. Mencken: "Democracy is the theory that the common people know what they want, and deserve to get it good and hard." The quote is attributed to H.L. Mencken (born September 12, 1880—died January 29, 1956). Below the quote, there is a button that says "GIVE ME ANOTHER QUOTE".

The interface features several navigation tabs: FLASH FACTS, ON THIS DAY, IN THEIR WORDS (which is highlighted), and SCIENCE IN PICTURES. Below these tabs, there are several feature sections:

- ARTICLE BROWSE**: Includes links for WORLD ATLAS, TOUR EUROPE, and MY CONTENT.
- BIOGRAPHIES**: Includes a link for COMPARE COUNTRIES.
- MEDIA BROWSE**: Includes a link for EXPLORE BIOGRAPHIES.
- EXPLORE BIOGRAPHIES**: A section for exploring biographies with filters for Era, Cultural Associati..., Known for, and Gender, and a "Go!" button.
- FLASH FACTS**: A section with three featured items: "What Causes the Northern Lights?", "Scientists Identify Four Species of Giraffes", and "What's the Difference Between Veins and Arteries?".
- RECOMMENDED PRIMARY SOURCES**: A section for finding letters, speeches, and other primary sources.

Two blue arrows point from the bottom of the page to the "BIOGRAPHIES" and "MEDIA BROWSE" sections.

Biographies

The perfect starting point for pupils to begin inquiry into people of a specific era or occupation. From the influential to the infamous, this feature will provide the facts, not the opinions.

Media Browse

Explore a wide range of high quality multimedia resources to support research and develop understanding of a topic. This content varies to cover every corner of the curriculum, from architecture, to life processes, to technology.

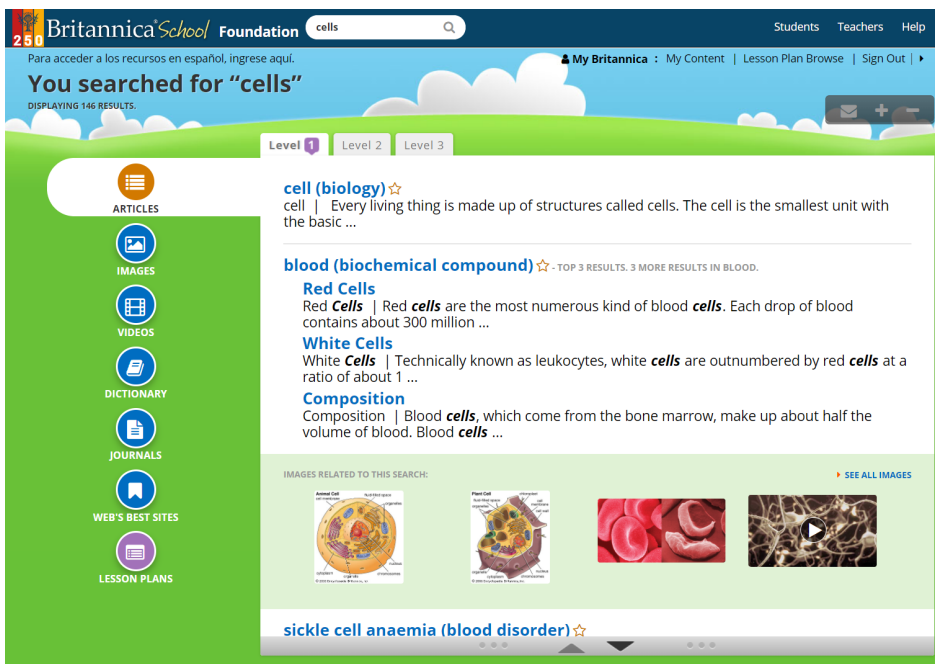
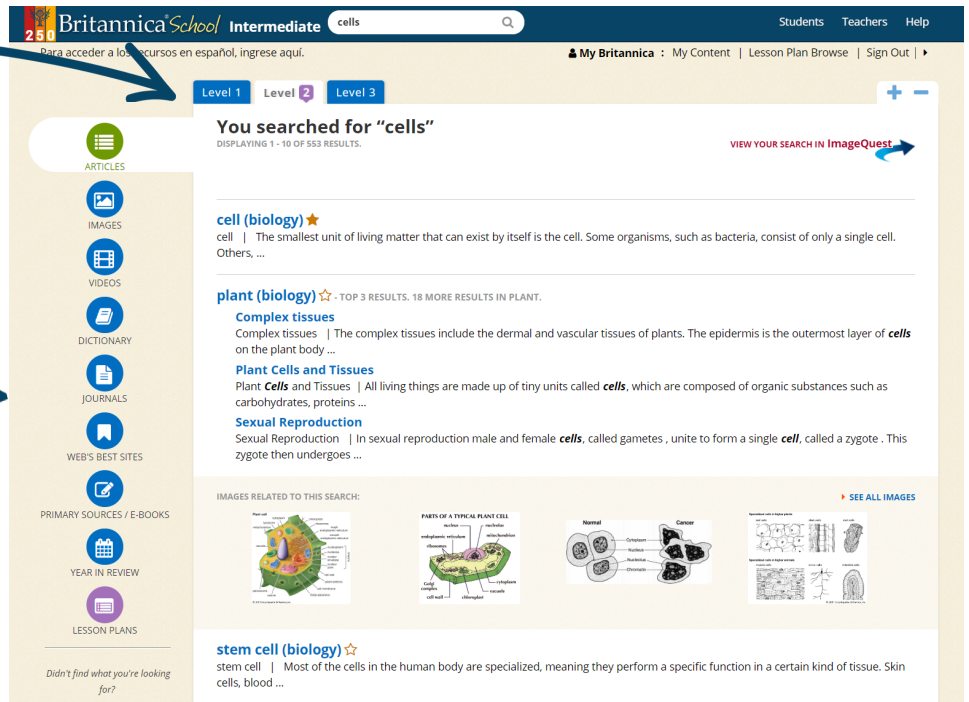
Search Results Page

Differentiation

Support or challenge pupils by selecting the level dependent on their ability. This is a simple and immediate way of including differentiation within your classroom.

Journals

Across all three of the reading levels, pupils have access to a wide range of educational journals, provided by EBSCO. This advanced form of researching allows pupils to prepare for Higher Education.



Multimedia

Pupils have access to a large number of high quality, citable videos and images. These can be used as lesson hooks or discussion points to engage your learners through multimedia.

Web's Best Sites

This feature will redirect pupils to a separate web page. However, these sites have all been vetted to ensure that they are relevant and appropriate for the learning of pupils at each level.

Content page tools

Favourite

Click on the star icon to add an article to your Favourites or a specific Resource Pack that you've created. This is a great way of planning for a unit of work and gathering content together in advance.

Cite

Teach pupils about the importance of citation from a young age whilst keeping this sometimes difficult process as simple as possible for their level and ability.

Translate

Support your EAL pupils by translating content into their first language, whilst also developing their English skills by hovering over the translation to view the original text.

The image shows two screenshots of the Britannica School website. The top screenshot is the 'cell' article page on the 'Intermediate' level. It features a navigation bar with 'Students', 'Teachers', and 'Help' links. Below the navigation bar, there are tabs for 'Article', 'Images & Videos', 'Related', and 'Teacher'. The article content includes an 'Introduction' section with a diagram of a cell and text explaining the smallest unit of living matter. A search bar and a star icon are visible in the top right corner. The bottom screenshot is the 'cell' article page on the 'Foundation' level. It features a navigation bar with 'Students', 'Teachers', and 'Help' links. Below the navigation bar, there are tabs for 'Introduction', 'General Features', 'Parts of a Cell', and 'Differences Between Plant and Animal Cells'. The article content includes an 'Introduction' section with a diagram of a plant cell and text explaining the study of cells. A search bar and a star icon are visible in the top right corner. Arrows from the text above point to the star icon, the citation icon, and the translation icon on both screenshots.

Literacy Support

We have put tools in place to support developing readers and to encourage independent learning. Use the Read Aloud tool to hear the text read by a neutral voice, with the words being highlighted on screen. Double click on a word for the dictionary definition and develop pupils' vocabulary.

Challenge

Challenge your more able pupils by suggesting that they read the more advanced content. Additionally, encourage them to click the Related tab when viewing content in order to expand their research and make meaningful connections between content.

My Britannica

Set yourself up with a personal My Britannica area. Here, both educators and pupils are able to view their favoured content and organise it into Resource Packs. The notes section allows for simple communication between educators and pupils making Resource Packs a great tool for digital homework!

The screenshot shows the 'My Content' page for a user named Estout. The page has a dark blue header with the Britannica School logo, the word 'Intermediate', a search bar, and links for 'Students' and 'Help'. Below the header, the user's name 'My Britannica' is displayed along with 'My Content' and 'Sign Out' options. The main content area is titled 'My Content' and includes a 'Welcome, Estout' message. On the left, there are sections for 'All Favourites' (10 items) and 'Environment' (10 items). A green button prompts the user to 'Create a new resource pack!'. The main content area shows a 'Favourites and Resource Packs' section with a pack titled 'Environment'. The pack contains 1 video, 5 articles, and 4 images. Two articles are visible: 'pollution' and 'deforestation'. Each article has a summary and a notes section for taking notes.

How should teachers use Resource Packs?

Resource Packs provide the perfect area for teachers to collate all relevant resources for a specific unit of work. Use the notes section for forward planning. Don't forget that you are able to upload your own documents into a Resource Pack alongside Britannica content.

How should pupils use Resource Packs?

Whilst researching, pupils can keep track of the content they have found by organising it into a Resource Pack. To assess understanding of the content, they can write summaries of key points within the notes section. Pupils can email and share the pack with teachers to show them their progress.

Curriculum Support

Save yourself time scrolling through endless curriculum documents and gain further support with lesson planning by accessing our curriculum mapping tool. This clearly highlights each strand within the curriculum that the specific content is targeting.



Curriculum Standards correlated to "cell"

STANDARD TYPE

National Curriculum for England

STANDARD

National Curriculum for England

SUBJECT

Science

KEY STAGE, LEVEL OR GRADE

Choose a Key Stage/Level/Grade...

- Scotland Standards for Excellence
- National Curriculum for Ireland
- International Baccalaureate Organization Standards

View Results

Key Stage 2

Key Stage 3

SCIENCE

UK.SC.Y7-9.B. — YEARS 7-9 - Biology

SC.Y7-9.B.1. — Structure and function of living organisms

SC.Y7-9.B.1.1. — Cells and organization

— Pupils should be taught about:

SC.Y7-9.B.1.1.a. — h; Cells as the fundamental unit of living organisms, including how to observe, interpret and record cell structure using a light microscope.

LANGUAGE ARTS

UK.EN.Y7-9.R. — YEARS 7-9 - Reading

EN.Y7-9.R.1. — Pupils should be taught to:

EN.Y7-9.R.1.2. — Understand increasingly challenging texts through:

EN.Y7-9.R.1.2.1. — Learning new vocabulary, relating it explicitly to known vocabulary and understanding it with the help of context and dictionaries.

UK.EN.Y7-9.GV. — YEARS 7-9 - Grammar and Vocabulary

EN.Y7-9.GV.1. — Pupils should be taught to:

EN.Y7-9.GV.1.1. — Consolidate and build on their knowledge of grammar and vocabulary through:

EN.Y7-9.GV.1.1.3. — Drawing on new vocabulary and grammatical constructions from their reading and listening, and using these consciously in their writing and speech to achieve

Searching for your curriculum content

Select your standard, subject and level to view all the relevant Britannica content that maps directly those strands. This will ensure that your units of work have hit all necessary curriculum targets.

Cross-Curriculum Planning

Easily identify opportunities for cross-curriculum learning and collaboration.



To learn more about scheduling, contact us:
enqbol@britannica.co.uk | +44 207 500 7800 | Britannica.co.uk